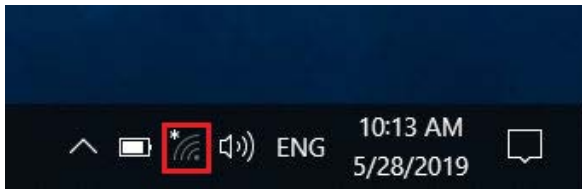


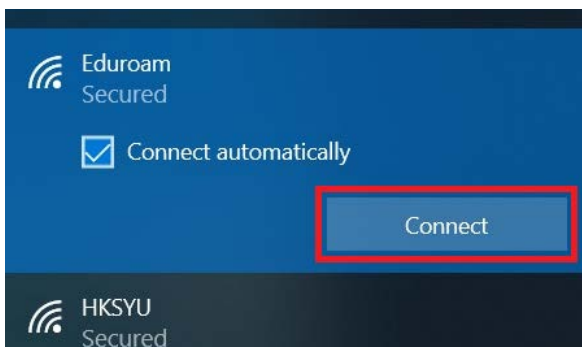
Connecting Win 10 notebook to Eduroam Wi-Fi



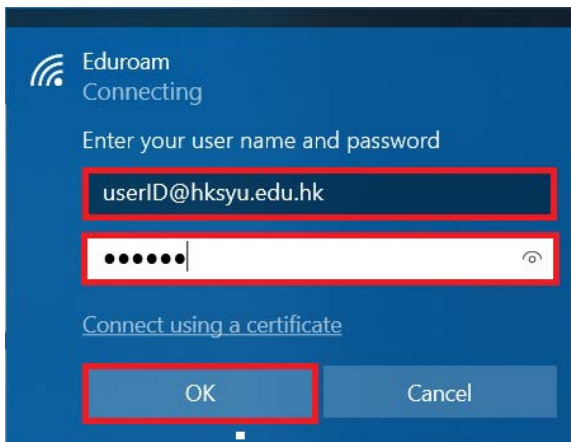
1. Click the “Wireless Network” icon at the system tray.



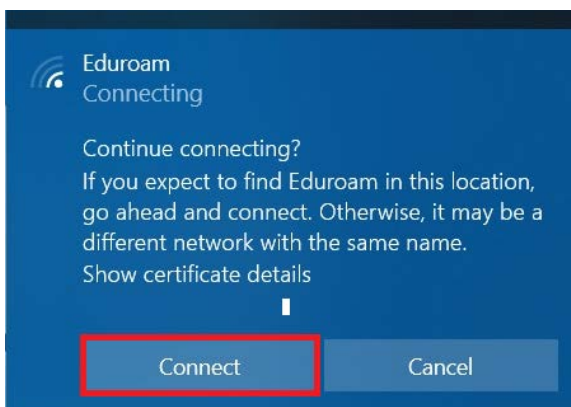
2. Click “Eduroam”.



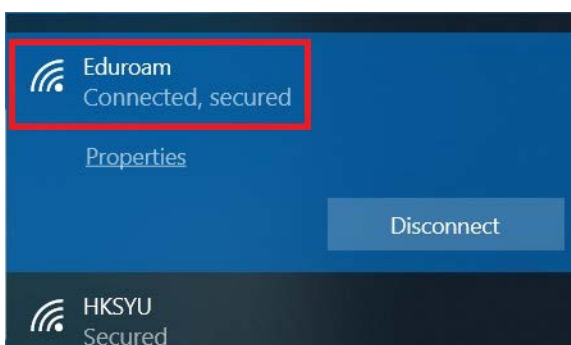
3. Click “Connect”.



4. Enter your SYU email address as Username.
i.e. Student: 654321@hksyu.edu.hk
Staff: phchan@hksyu.edu
5. Enter your Password.
6. Click "OK".



7. Click "Connect".



8. "Eduroam Connected, secured" will be shown if your Win10 notebook is successfully joined to Wi-Fi.