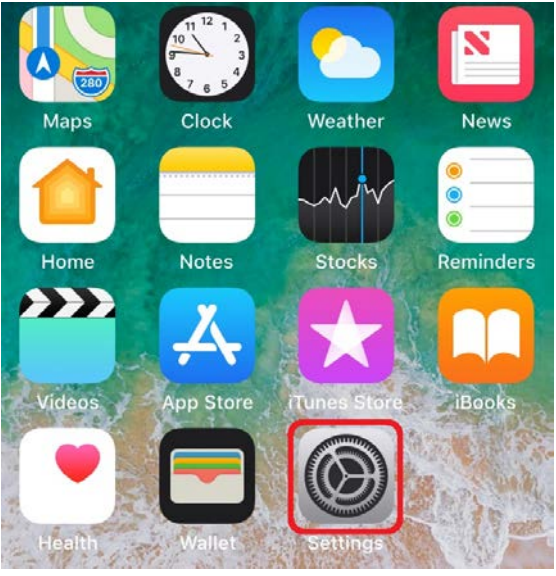
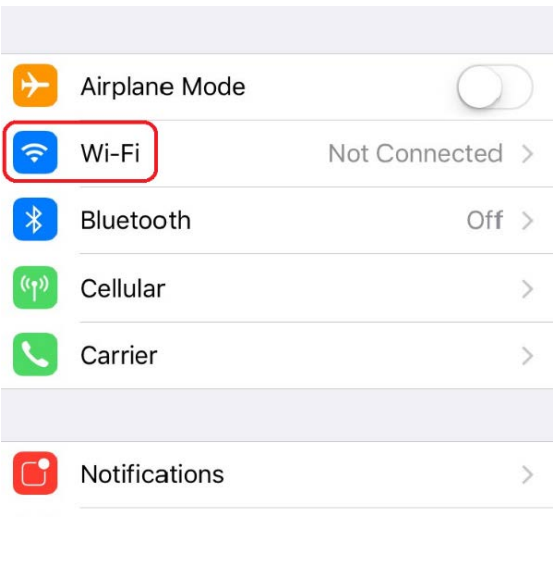

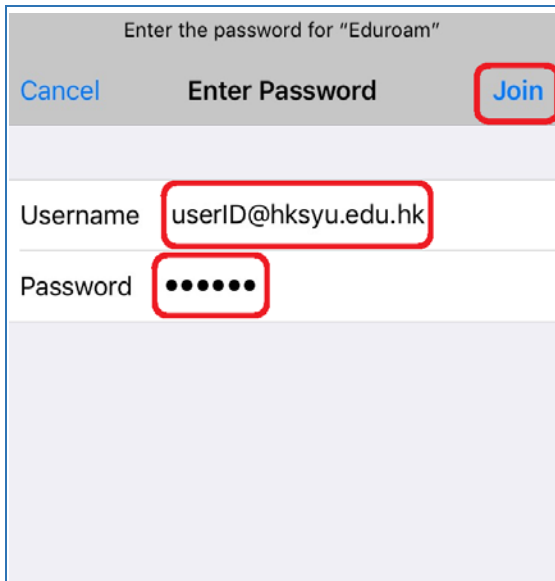
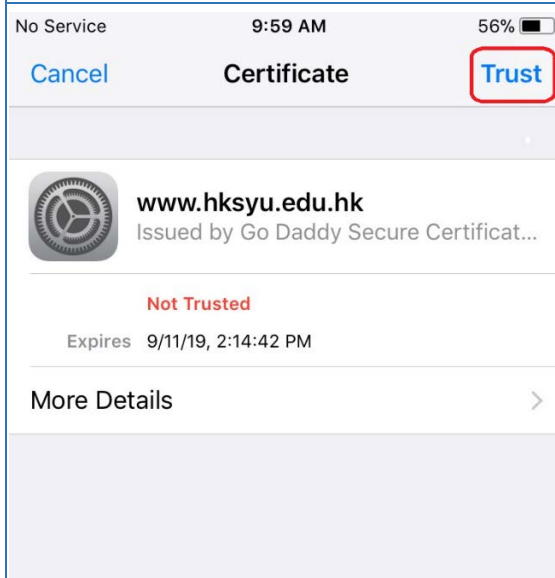


Connecting iPhone to Eduroam Wi-Fi

	<p>1. Press the “Settings” icon located on the screen of your iPhone.</p>
	<p>2. Press “Wi-Fi”.</p>
	<p>3. Slide the button to turn on Wi-Fi and select the network “Eduroam”.</p>



4. Enter your SYU email address as Username.
i.e. Student: 654321@hksyu.edu.hk
Staff: phchan@hksyu.edu
5. Enter your Password.
6. Press "Join".



7. Check if the Certificate is "www.hksyu.edu.hk" issued by Go Daddy Secure Certification.
8. Press "Trust".



9. A tick will be shown at "Eduroam" if your iPhone is successfully joined to Wi-Fi.